


Survey of patient and family experience with MRSA

1. The Alliance for the Prudent Use of Antibiotics, a nonprofit organization in Boston (<http://www.apua.org>), would like to ask you about your personal experience with infections caused by methicillin-resistant *Staphylococcus aureus*, also known as "MRSA." Your answers will help us to learn how this infection affects individuals and their households. Also, it will help us to better inform health providers on how to help patients with MRSA and their families. This survey is completely anonymous and you do not have to answer any question you do not want to. Also, you can stop at any time and return to the survey at a later date. The survey takes most people about 25 minutes to complete. Questions in this survey will mention several potential treatments and ways of dealing with MRSA infection. Please note that APUA is not suggesting, recommending, or endorsing any practice, product or treatment mentioned in the survey. We may use the answers you provide in the survey in scientific publications and presentations, but we are not collecting any personal information that may identify you. At the end, you will be given a web address and a password so that you can review the survey results after the study is complete. You must be 18 years of age or older and a resident of the United States to complete this survey. If you would like to take it, please click "Continue" and "Next" in order to access the informed consent form. This will outline what it means to take part in the survey and the protections you have if you take part that have been made by the United States federal government.


		Response Percent	Response Count
Continue		100.0%	182
		<i>answered question</i>	182
		<i>skipped question</i>	402

2. Please read all of the following information carefully. If you decide to take part in this research study, you will be asked to indicate your acceptance of these terms by selecting the "Accept" option at the end of this page. You should keep a copy of this form for your records. It has information, including important names and telephone numbers, to which you may wish to refer in the future. Do not click "I accept" on this consent form unless you understand the information in it and have had any questions answered to your satisfaction. If you have any questions, you can contact the researcher in charge of the study, Susan Foster, at 617-636-3961. This survey is completely anonymous. We will not ask you to provide your name, and we will not track your IP address or any other identifying information. We may use the answers you provide in the survey in scientific publications and presentations, but will not use any personal information that may identify you. You do not have to answer any question you do not want to. Also, you can stop at any time and return to the survey at a later date; your responses will be saved, and you will not have to answer completed questions a second time. At the end of the survey, you will be given a web address, at which you will be able to review the survey results after the study is complete (October 2007). If you have questions about your rights as a research study subject, call the Tufts-New England Medical Center and Tufts University Health Sciences Institutional Review Board (IRB) at (617) 636-7512. The Institutional Review Board is a group of doctors, nurses, and nonmedical people who review human research studies for safety and protection of people who take part in the studies. Federal law requires the Institutional Review Board to review and approve any research study involving humans. This must be done before the study can begin. This research study has been reviewed and approved by the IRB of Tufts-New England Medical Center and Tufts University Health Sciences.


Participant Statement

I have read this consent form and I understand that my participation is voluntary. I understand that I may refuse to participate in this study. I understand that APUA is not suggesting or endorsing any treatment or practice mentioned in this survey. If I have any questions concerning my rights as a research subject in this study, I may contact the Institutional Review Board at (617) 636-7512. I have been fully informed of the above-described study with its risks and benefits, and I hereby consent to the procedures set forth above.







		Response Percent	Response Count
--	--	------------------	----------------

Accept		100.0%	584
Don't Accept		0.0%	0
answered question			584
skipped question			0



3. Thank you for taking this survey. This survey should take you about 25 minutes to complete. Remember, you do not have to answer any question you don't want to. Also, you can stop taking the survey at any time and return to it at a later date. Questions in this survey will mention several potential treatments and ways of dealing with a MRSA infection. Please note that APUA is not suggesting or endorsing any practice mentioned in the survey. Please click "Begin Survey" and "Next" to go to the first question.

		Response Percent	Response Count
Begin Survey		100.0%	584
answered question			584
skipped question			0

4. How would you rate your general health?

		Response Percent	Response Count
Excellent		15.1%	87
Very good		31.9%	184
Good		30.2%	174
Fair		16.5%	95
Poor		6.2%	36
Prefer not to answer		0.2%	1
answered question			577
skipped question			7

5. Has a healthcare provider ever said you have methicillin-resistant Staphylococcus aureus, also called MRSA? (Healthcare provider refers to an MD, a Doctor of Osteopathy (DO), a Physician Assistant, or a Nurse Practitioner).

		Response Percent	Response Count
YES, I have or had an infection which required medical treatment		95.0%	555
YES, I was a carrier of MRSA but did not have symptoms that required medical treatment		0.0%	0
I have not been told I had it, but I think that I do		5.0%	29
No		0.0%	0
Prefer not to answer		0.0%	0
		answered question	584
		skipped question	0













6. Please feel free to tell us why you think you have MRSA in the box below.

		Response Count
		22
		answered question
		22
		skipped question
		562

7. If you have any questions about MRSA, please list them here:

		Response Count
		11
		answered question
		11
		skipped question
		573

8. What sources of information on MRSA have you accessed? Check all that apply.

		Response Percent	Response Count
Websites and/or Google		85.7%	24
Books		14.3%	4
Newspaper or magazine articles		35.7%	10
Scientific, Medical, or Nursing Journals		14.3%	4
Doctor		21.4%	6
Nurse hotline		3.6%	1
Alternative complementary medicine		7.1%	2
Insurance hotline		0.0%	0
Friend		32.1%	9
Relative		28.6%	8
Clergyperson or Spiritual Advisor		0.0%	0
Pharmacist		0.0%	0
Fellow patients		14.3%	4
None		7.1%	2
Prefer not to answer		0.0%	0
Other (please specify)		10.7%	3
		answered question	28
		skipped question	556

9. When you were diagnosed with MRSA, how many nights wdid you have to stay in the hospital to be treated for the infection? If you did not have to stay overnight or were not treated in a hospital, please type "0." If you are not sure how many nights you stayed, please type "don't know."

		Response Count
		0
<i>answered question</i>		0
<i>skipped question</i>		584

10. Were you treated with antibiotics for the MRSA infection?

		Response Percent	Response Count
Yes		0.0%	0
No		0.0%	0
Not sure		0.0%	0
Prefer not to answer		0.0%	0
<i>answered question</i>			0
<i>skipped question</i>			584

11. Did you take antibiotics anytime during the three months BEFORE being diagnosed with MRSA?

		Response Percent	Response Count
Yes		0.0%	0
No		0.0%	0
Not sure		0.0%	0
Prefer not to answer		0.0%	0
<i>answered question</i>			0
<i>skipped question</i>			584

12. Did you experience any of the following within one month before the diagnosis? Check all that apply.		
	Response Percent	Response Count
Operation to insert pacemaker	0.0%	0
Operation to insert stent	0.0%	0
Organ transplant	0.0%	0
Kidney dialysis	0.0%	0
Chemotherapy for cancer	0.0%	0
Hip or joint replacement	0.0%	0
Prefer not to answer	0.0%	0
Other surgery or procedure (please specify surgery or procedure type)	0.0%	0
	answered question	0
	skipped question	584








13. Are you on antibiotics now? Check all that apply.		
	Response Percent	Response Count
Yes, oral antibiotics	0.0%	0
Yes, IV antibiotics	0.0%	0
Yes, topical antibiotics	0.0%	0
No	0.0%	0
Not sure	0.0%	0
Prefer not to answer	0.0%	0
	answered question	0
	skipped question	584










14. If you are on antibiotics, which ones are you taking? Check all that apply.




	Response Percent	Response Count
Vancomycin (Vancocin)	0.0%	0
Linezolid (Zyvox)	0.0%	0
Rifampin (Rifadin/Rimactane)	0.0%	0
Trimethoprim-sulfamethoxazole (Bactrim/Septin)	0.0%	0
Clindamycin (Cleocin)	0.0%	0
Minocycline (Minocin)	0.0%	0
Tetracycline	0.0%	0
Prefer not to answer	0.0%	0
Other (please specify)	0.0%	0
	answered question	0
	skipped question	584




15. When you were diagnosed with MRSA, how many nights did you have to stay in the hospital to be treated for the infection? If you did not have to stay overnight, or were not treated in a hospital, please type "0." If you are not sure how many nights you stayed, please type "don't know."

	Response Count
	427
	answered question
	427
	skipped question
	157

16. We would like to know a little more about how your MRSA infection started. Can you tell us if it started at a/an:			Response Percent	Response Count
Surgical wound			13.9%	73
A wound that you got outside of the hospital			19.0%	100
IV site (an intravenous catheter)			1.3%	7
Urinary catheter site			1.7%	9
Don't know			33.2%	175
Prefer not to answer			0.9%	5
Other (please specify)			40.4%	213
			<i>answered question</i>	527
			<i>skipped question</i>	57

17. Now, can you tell us where in or on your body this MRSA infection was located? Check all that apply.			Response Percent	Response Count
Nose			12.4%	65
Arm or Leg			50.6%	265
Joint			5.3%	28
Bloodstream			8.8%	46
Lung			2.9%	15
Urinary tract			3.1%	16
Not sure			2.1%	11
Prefer not to answer			1.0%	5
Other (please specify)			59.4%	311
			<i>answered question</i>	524
			<i>skipped question</i>	60

18. Were you treated with antibiotics for the MRSA infection?				
			Response Percent	Response Count
Yes		96.3%	500	
No		2.5%	13	
Not sure		1.2%	6	
Prefer not to answer		0.0%	0	
			answered question	519
			skipped question	65




19. Did you take antibiotics anytime during the three months BEFORE being diagnosed with MRSA?				
			Response Percent	Response Count
Yes		29.8%	156	
No		61.6%	322	
Not sure		8.6%	45	
Prefer not to answer		0.0%	0	
			answered question	523
			skipped question	61

20. How many days TOTAL were you hospitalized in the 12 months BEFORE you were diagnosed with MRSA? If you were in the hospital for one day but not overnight, please type "1" in the box. f you did not spend any time in the hospital, please type "0."		Response Count
		519
		answered question
		519
		skipped question
		65










21. How many days TOTAL did you spend in the hospital for the care of MRSA in the 12 months AFTER the diagnosis ? If you were in the hospital for one day but not overnight, please type "1" in the box. If you did not spend any time in the hospital, please type "0."







		Response Count
		517
	<i>answered question</i>	517
	<i>skipped question</i>	67







22. Did you have surgery within ONE month prior to this MRSA diagnosis?

		Response Percent	Response Count
Yes		18.5%	98
No		80.9%	428
Not sure		0.6%	3
Prefer not to answer		0.0%	0
		<i>answered question</i>	529
		<i>skipped question</i>	55

23. What type of surgery did you have? Check all that apply.

		Response Percent	Response Count
Orthopedic		23.5%	23
Neurosurgical		6.1%	6
Trauma		1.0%	1
Plastic		3.1%	3
Dermatological		7.1%	7
Gastrointestinal		10.2%	10
Cardiac		4.1%	4
Vascular		0.0%	0
Prefer not to answer		4.1%	4
Other (please specify)		51.0%	50
		<i>answered question</i>	98
		<i>skipped question</i>	486

24. Did you experience any of the following within one month before the diagnosis? Check all that apply.			Response Percent	Response Count
Operation to insert pacemaker			0.0%	0
Operation to insert stent			1.7%	3
Organ transplant			0.0%	0
Kidney dialysis			0.6%	1
Chemotherapy for cancer			1.1%	2
Hip or joint replacement			3.4%	6
Prefer not to answer			8.6%	15
Other surgery or procedure (please specify surgery or procedure type)			88.0%	154
		answered question		175
		skipped question		409

25. Are you on antibiotics now? Check all that apply.			Response Percent	Response Count
Yes, oral antibiotics			45.6%	240
Yes, IV antibiotics			5.1%	27
Yes, topical antibiotics (antibiotics applied to the skin)			17.9%	94
No			46.8%	246
Not sure			0.2%	1
Prefer not to answer			0.2%	1
		answered question		526
		skipped question		58

26. If you are on antibiotics, which ones are you taking? Check all that apply.

	IV	Oral	Topical	Response Count
Vancomycin (Vancocin)	75.0% (21)	21.4% (6)	3.6% (1)	28
Linezolid (Zyvox)	25.0% (5)	80.0% (16)	0.0% (0)	20
Rifampin (Rifadin/Rimactane)	3.8% (1)	92.3% (24)	3.8% (1)	26
Trimethoprim-sulfamethoxazole (Bactrim/Septin)	0.7% (1)	88.2% (120)	17.6% (24)	136
Clindamycin (Cleocin)	9.4% (5)	94.3% (50)	3.8% (2)	53
Minocycline (Minocin)	6.3% (1)	37.5% (6)	62.5% (10)	16
Tetracycline	0.0% (0)	70.6% (12)	29.4% (5)	17
Other	8.9% (10)	56.3% (63)	46.4% (52)	112
	<i>answered question</i>			271
	<i>skipped question</i>			313




27. How many times in the last year have you been treated for a MRSA infection on an outpatient basis (by visiting a health care provider's office)? If you have not received outpatient treatment, please type "0."

	Response Count
	518
	<i>answered question</i>
	518
	<i>skipped question</i>
	66

28. How many months have you been dealing with a MRSA infection? (If more than one year, please estimate the number of months, for example, one and a half years = 18 months)

	Response Count
	506
	<i>answered question</i>
	506
	<i>skipped question</i>
	78

29. What is the primary type of health insurance coverage you had at the time you were diagnosed with MRSA? Check all that apply.

		Response Percent	Response Count
Medicare		9.7%	48
Medicaid		8.5%	42
A private insurance plan, such as an HMO or PPO, that pays all or a percentage of the total bill		67.9%	337
No insurance coverage		13.5%	67
Not sure		1.4%	7
Prefer not to answer		1.0%	5
Other (please specify)		9.3%	46
		<i>answered question</i>	496
		<i>skipped question</i>	88

30. So far, about how much of your own money have you spent on all outpatient visits for MRSA? Please add together all copays and nonreimbursed charges you paid for medical visits.

		Response Count
		469
		<i>answered question</i>
		469
		<i>skipped question</i>
		115







31. So far, about how much of your own money have you spent on prescription medications for MRSA? Please add together all copays and nonreimbursed charges you paid for prescription medications.

		Response Count
		469
		<i>answered question</i>
		469
		<i>skipped question</i>
		115










32. So far, about how much of your own money did you spend on all hospital stays for MRSA? Please add together all copays and nonreimbursed charges you paid for hospital stays.

		Response Count
		448
<i>answered question</i>		448
<i>skipped question</i>		136

33. About how much of your own money did you spend on the following health support services and supplies because of MRSA?

		Response Percent	Response Count
Equipment to help you move, like crutches, walkers, or scooters		74.9%	325
Items to take care of your wound, like bandages or ointment		97.7%	424
Supplies for body support, like a brace or sling		70.3%	305
Nonprescription medication, such as aspirin (Do not include expenses for vitamins or herbal supplements here)		85.7%	372
Home medical care, such as a visiting nurse or home health assistant		73.7%	320
Mental health care support or professional counseling		71.9%	312
<i>answered question</i>			434
<i>skipped question</i>			150






34. About how much of your own money did you spend on the following complementary or alternative treatments for MRSA? Please remember that APUA is not suggesting, recommending or endorsing any practice, product or treatment mentioned in the survey.

		Response Percent	Response Count
Herbal remedies		88.0%	300
Probiotics		88.3%	301
Essential oils		85.0%	290
Vitamins and Supplements		92.7%	316
Honeys		83.6%	285
Massage		81.2%	277
Reflexology		80.1%	273
Acupuncture		80.1%	273
Chiropractic treatment		79.8%	272
		<i>answered question</i>	341
		<i>skipped question</i>	243

35. If you used any health support services, supplies, or treatments not mentioned already, please list them and tell us about how much money you spent.

		Response Count
		85
		<i>answered question</i>
		85
		<i>skipped question</i>
		499






36. If you needed to pay for any of the following extra services or help because of a MRSA infection, please type about how much of your own money you spent.

		Response Percent	Response Count
Transportation		98.0%	348
Elder or Childcare		84.5%	300
Cleaning service		85.6%	304
Pet care		82.8%	294
Someone to help with or run business		82.0%	291
		<i>answered question</i>	355
		<i>skipped question</i>	229













37. Please list the type and cost of any other nonmedical items or services you had to buy because of a MRSA infection. For example, you may have had to buy extra clothing, or you may have bought books on MRSA.

		Response Count
		167
		<i>answered question</i>
		167
		<i>skipped question</i>
		417





38. Did you miss work or school because of your infection?






		Response Percent	Response Count
Yes		69.3%	337
No		14.6%	71
I do not usually work/attend school		15.2%	74
Not sure		0.2%	1
Prefer not to answer		0.6%	3
		<i>answered question</i>	486
		<i>skipped question</i>	98

39. How many TOTAL days of work or school did you miss?		
		Response Count
		244
<i>answered question</i>		244
<i>skipped question</i>		340




40. If you missed work or school, why? Check all that apply.			
		Response Percent	Response Count
I had symptoms such as nausea, dizzy spells, or pain.		60.7%	202
I had doctor appointments or other appointments for MRSA treatment.		76.0%	253
I did not want to disclose my infection.		16.2%	54
I did not want to transmit my infection.		54.1%	180
My employer asked me to stay home.		16.2%	54
I felt depressed.		24.3%	81
I could not physically perform my job.		51.7%	172
I was not able to get to work.		12.3%	41
I physically could not leave my home.		26.4%	88
It is difficult to bring my IV to work.		12.9%	43
Prefer not to answer		0.3%	1
Other (please specify)		25.2%	84
		<i>answered question</i>	333
		<i>skipped question</i>	251

41. About how many days did you have to take off work without pay? That is, how many missed work days were not compensated sick days or vacation days?		
		Response Count
		287
	<i>answered question</i>	287
	<i>skipped question</i>	297

42. If you worked, did you lose or quit your job because of the infection?			
		Response Percent	Response Count
Yes, I quit my job		7.3%	23
Yes, I lost my job		7.3%	23
No, I did not lose or quit my job		82.7%	259
Prefer not to answer		2.6%	8
	<i>answered question</i>		313
	<i>skipped question</i>		271

43. If you experienced physical pain while infected with MRSA, how would you describe the level of that physical pain?			
		Response Percent	Response Count
I did not experience pain.		3.1%	15
Mild		7.7%	37
Moderate		18.6%	89
Severe		68.9%	330
Not sure		1.7%	8
Prefer not to answer		0.0%	0
	<i>answered question</i>		479
	<i>skipped question</i>		105











44. Did your MRSA infection leave you with any physical scars?

		Response Percent	Response Count
Yes		73.5%	352
Too soon to tell		17.5%	84
No		9.0%	43
Prefer not to answer		0.0%	0
		<i>answered question</i>	479
		<i>skipped question</i>	105

45. If you have had any side effects from medications used to treat MRSA (such as nausea, metallic taste in mouth, etc.), please describe them below.

		Response Count
		292
		<i>answered question</i>
		292
		<i>skipped question</i>
		292













46. How did being diagnosed with MRSA make you feel? Check all that apply.

		Response Percent	Response Count
No change		3.4%	16
Embarrassed		42.6%	202
Angry		48.9%	232
A little worried or concerned		20.5%	97
Very worried or concerned		72.4%	343
Sad		31.4%	149
Confused		35.7%	169
Depressed		44.7%	212
Prefer not to answer		0.6%	3
Other (please specify)		12.7%	60
		<i>answered question</i>	474
		<i>skipped question</i>	110

47. Who did you talk to about your diagnosis? Check all that apply.

		Response Percent	Response Count
I did not talk about it with anyone		1.7%	8
Spouse or Partner		66.6%	313
Family member(s)		86.8%	408
Friend(s)		63.0%	296
Coworker(s)		31.9%	150
Boss/Supervisor		29.8%	140
Clergyperson or Spiritual advisor		6.4%	30
Medical or Dental Practitioner		60.6%	285
Psychologist, Psychiatrist, or Counselor		10.6%	50
Prefer not to answer		0.0%	0
Other (please specify)		7.9%	37
		answered question	470
		skipped question	114

48. Is there anyone you specifically did NOT want to know about your MRSA diagnosis? Check all that apply.







		Response Percent	Response Count
I didn't care if anyone knew I had MRSA		55.6%	232
Spouse or Partner		1.9%	8
Family member(s)		5.0%	21
Friend(s)		16.1%	67
Coworker(s)		20.6%	86
Boss/Supervisor		14.6%	61
Clergyperson or Spiritual Advisor		2.4%	10
Medical or Dental Practitioner		1.9%	8
Psychologist, Counselor, or Psychiatrist		1.7%	7
I didn't want anyone to know I had MRSA		9.6%	40
Prefer not to answer		3.4%	14
Other (please specify)		9.4%	39
		<i>answered question</i>	417
		<i>skipped question</i>	167

49. What was the reason you chose not to tell that person or persons about your MRSA diagnosis? Check all that apply.

		Response Percent	Response Count
Afraid of reaction		53.7%	132
Scared they may tell someone else		19.5%	48
Did not want to		16.3%	40
Might affect job security		23.6%	58
It did not come up		15.4%	38
Prefer not to answer		9.3%	23
Other (please specify)		20.3%	50
		answered question	246
		skipped question	338

50. Sometimes people become infected with diseases and feel that people around them might be afraid of contact with them. Did you ever feel that people around you would not want to have contact with you if they knew you had MRSA?

		Response Percent	Response Count
Yes		74.1%	347
No		16.9%	79
Not sure		8.5%	40
Prefer not to answer		0.4%	2
		answered question	468
		skipped question	116

51. Are you concerned that it might be possible to transmit MRSA to someone else?			Response Percent	Response Count
Not concerned			3.6%	17
A little concerned			9.6%	45
Somewhat concerned			10.7%	50
Concerned			17.5%	82
Very Concerned			58.1%	272
Prefer not to answer			0.4%	2
			answered question	468
			skipped question	116

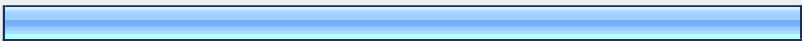








52. Some people with MRSA have decided to take extra steps that they feel might be helpful to prevent spread of the infection within their households. If you have taken any such steps, please tell us about them.			Response Count
			347
			answered question
			347
			skipped question
			237

53. Has your MRSA infection prevented you from doing any extracurricular or leisure time activities, such as playing sports, going to the swimming pool, doing yard work, etc.? If it has, please tell us about any changes in your activities.			Response Count
			324
			answered question
			324
			skipped question
			260







54. How much has MRSA affected your life?			Response Percent	Response Count
Not affected			2.6%	12
A little affected			9.8%	46
Somewhat affected			13.7%	64
Affected			26.1%	122
Strongly affected			47.6%	223
Prefer not to answer			0.2%	1
			<i>answered question</i>	468
			<i>skipped question</i>	116

55. Did anyone give you any information about your infection when you were diagnosed with MRSA?			Response Percent	Response Count
Yes			45.0%	213
No			51.8%	245
Don't remember			3.2%	15
Prefer not to answer			0.0%	0
			<i>answered question</i>	473
			<i>skipped question</i>	111






56. Who discussed the information with you? Check all that apply.

		Response Percent	Response Count
Doctor		88.2%	187
Nurse		50.0%	106
Nurse practitioner		15.1%	32
Physician Assistant		11.3%	24
Care Coordinator		5.7%	12
A health care professional gave me information to read, but did not discuss anything with me.		10.8%	23
Don't know		0.5%	1
Prefer not to answer		0.5%	1
Other (please specify)		17.0%	36
answered question			212
skipped question			372

57. What types of information did the individual(s) in the above question give you? Check all that apply.

		Response Percent	Response Count
How to care for my wound		83.8%	176
How to protect my health		59.0%	124
How to prevent transmitting my infection to someone else		69.0%	145
How I acquired my infection		38.1%	80
Prefer not to answer		0.5%	1
Other (please specify)		13.8%	29
answered question			210
skipped question			374
















58. If the individual(s) in the above questions explained to you how you got a MRSA infection, did you understand the explanation they gave you?

		Response Percent	Response Count
Yes, I understood completely		33.7%	67
Yes, but I still had some questions		38.7%	77
No, I did not understand		2.5%	5
No, there was no explanation		24.6%	49
Prefer not to answer		0.5%	1
		<i>answered question</i>	199
		<i>skipped question</i>	385

59. If you have any questions about MRSA, please list them here:

		Response Count
		223
		<i>answered question</i>
		223
		<i>skipped question</i>
		361

60. What sources of information on MRSA have you accessed? Check all that apply.

		Response Percent	Response Count
Websites and/or Google		96.4%	449
Books		18.9%	88
Newspaper or magazine articles		49.8%	232
Scientific, Medical, or Nursing Journals		35.6%	166
Doctor		68.5%	319
Nurse hotline		5.4%	25
Alternative complementary medicine		9.7%	45
Insurance hotline		1.1%	5
Friend		20.8%	97
Relative		18.0%	84
Clergyperson or Spiritual Advisor		0.9%	4
Pharmacist		14.4%	67
Fellow patients		13.7%	64
None		1.1%	5
Prefer not to answer		0.0%	0
Other (please specify)		6.9%	32
		answered question	466
		skipped question	118










61. In what year were you born?

		Response Count
		428
		answered question
		428
		skipped question
		156










62. Are you male or female?			
		Response Percent	Response Count
Male		26.7%	130
Female		72.6%	353
Prefer not to answer		0.6%	3
answered question			486
skipped question			98








63. Are you married, divorced, widowed, separated, member of an unmarried couple or have you never been married?			
		Response Percent	Response Count
Married		50.0%	241
Divorced		14.5%	70
Widowed		3.3%	16
Separated		0.8%	4
Member of an unmarried couple		11.2%	54
Never been married		19.1%	92
Prefer not to answer		1.0%	5
answered question			482
skipped question			102








64. Please choose the category that best describes your current employment status.

		Response Percent	Response Count
Employed for wages		50.7%	246
Self-employed		8.0%	39
Out of work for 1 year or more		1.0%	5
Out of work less than 1 year		3.9%	19
A homemaker		8.0%	39
A student		8.5%	41
Retired		6.4%	31
Unable to work (disabled)		12.0%	58
Prefer not to answer		1.4%	7
		<i>answered question</i>	485
		<i>skipped question</i>	99

65. Please choose the category that best described your employment status two years ago.

		Response Percent	Response Count
Employed for wages		58.0%	278
Self-employed		7.9%	38
Out of work for 1 year or more		3.3%	16
Out of work less than 1 year		1.3%	6
A homemaker		6.1%	29
A student		8.6%	41
Retired		4.6%	22
Unable to work (disabled)		9.0%	43
Prefer not to answer		1.3%	6
		<i>answered question</i>	479
		<i>skipped question</i>	105

66. What is the highest grade or year of school you completed?			Response Percent	Response Count
Some high school			5.9%	28
High school graduate			13.3%	63
Some college			29.9%	141
Trade/vocational/technical training			9.1%	43
College graduate			24.6%	116
Some graduate school			4.9%	23
Graduate or professional degree			12.3%	58
			answered question	472
			skipped question	112

67. Which of the following best describes your ethnic group? Check all that apply.			Response Percent	Response Count
Asian			0.6%	3
African American			3.5%	17
Native American			2.3%	11
Pacific Islander			0.0%	0
Hispanic			3.9%	19
White or Caucasian			91.1%	441
Prefer not to answer			0.6%	3
Other (please specify)			1.4%	7
			answered question	484
			skipped question	100

68. How many children less than 18 years of age live in your household? If no children less than 18 years old live with you, please type 0 in the space provided.

		Response Count
		466
<i>answered question</i>		466
<i>skipped question</i>		118



69. What is an estimate of your family's income in 2006 before taxes?

		Response Percent	Response Count
under \$15,000		8.6%	41
\$15,001-\$25,000		10.5%	50
\$25,001-\$35,000		9.0%	43
\$35,001-\$50,000		16.2%	77
\$50,001-\$75,000		20.2%	96
\$75,000-\$100,000		13.4%	64
over \$100,001		13.2%	63
Prefer not to answer		8.8%	42
<i>answered question</i>			476
<i>skipped question</i>			108

70. What is your current 5-DIGIT zip or postal code?

		Response Count
		466
<i>answered question</i>		466
<i>skipped question</i>		118

71. Some people may have filled out this survey for someone else. If you are not the person with MRSA, please indicate this below. If you answer "yes," please feel free to tell us what your relationship is to that person (spouse, mother/father, etc.) and anything you'd like to say about knowing someone with MRSA in the box provided. Please do not give any information (name, address, etc.) that could lead to identification of yourself or the person with MRSA.

		Response Percent	Response Count
No, the information in this survey is about MY experience with MRSA		88.3%	421
Yes, I am replying for another person who has MRSA		11.7%	56
	<i>answered question</i>		477
	<i>skipped question</i>		107

72. Would you like to say anything more about your experience with MRSA?

		Response Count
		301
	<i>answered question</i>	
	<i>skipped question</i>	
		301
		283

73. We would very much appreciate any feedback on how to improve this survey. Please include any comments or suggestions about this survey in the box provided below. If we have not asked about something you feel is important, we would like to know about it. Please do not give any information that may identify you (name, address, etc.). Thank you for your help.

		Response Count
		115
	<i>answered question</i>	
	<i>skipped question</i>	
		115
		469